




Year 7 FRENCH

Key Learning		Pre-Exposure Tasks	Key Vocabulary	Linked Fiction
Autumn 1	Mon monde à moi. Build on language learned in KS2 to talk about yourself, friends and family. Be able to greet people, introduce yourself and talk about birthdays. Ask for things in the classroom, understand teacher's instructions, and use French spontaneously in lessons. After half-term, converse in French about likes and dislikes, explore French culture, such as music and Christmas traditions.	Recall all the French you can remember and write a few phrases in French. Can you do the following: greet someone, say your name, ask their name, ask how they are, say how you are, give details about yourself, friends, pets or family? Use Quizlet to revise the language you have been learning so far.	J'ai = I have, Je n'ai pas = I don't have, Je voudrais = I would like, Je suis = I am, Je peux = I can, J'ai oublié = I forgot, J'ai perdu = I lost, J'aime = I like, J'adore = I love, Je n'aime pas = I don't like, Je déteste = I hate	 Rooftoppers Katherine Rundell
Autumn 2				
Spring 1	Parle-moi de ta famille. Begin to use opinions to express your likes and dislikes and learn verbs to talk about things you and your family like to do. Practise asking and answering 'tu aimes' questions, and continue mastering the core language focusing on pronunciation, verb recall and vocabulary retention.	Make a short video saying any opinions you can already express in French and send it to your teacher. List 20 verbs you could use to talk about what you like / dislike doing eg. to dance. Can you work out how to say them?	Je me passionne pour = I am passionate about, Je ne supporte pas = I can't stand, Manger = to eat, Jouer = to play, Regarder = to watch, Écouter = to listen, Visiter = to visit, Voyager = to travel, Danser = to dance, Parler = to talk	 Madeleine Ludwig Bemelmans
Spring 2	Comment sont tes amis? Begin to talk about your friends' and families' characters and personalities, and describe them physically. Learn parts of the verb 'to be' and begin to use negatives and adjectival agreement.	Find a youtube video explaining how to talk about things in the negative eg. 'I am not' instead of 'I am'. Make up 10 sentences using a negative. Find a picture of a family member or friend and label their features in French.	Je suis = I am, Il est = he is, Elle est = she is, Ils/elles sont = they are, Il a = he has, Elle a = she has, Ils/elles ont = they have	
Summer 1	Qu'est-ce qu'il y a à Paris? Learn to talk about where you are from and describe your town. Explore the culture of the capital city of Paris. Learn language for comparisons and use regular past tenses to talk about your weekend.	Online tours - Enjoy the Louvre at home! A virtual tour of the Eiffel Tower Take a virtual tour of the Louvre or visit this website to take a tour of the Eiffel Tower! Make a poster about the tower's history.	Je pense que = I think that, Il y a = there is / there are, Il n'y a pas de = there is no..., Je peux = I can, On peut = you can, On ne peut pas = you cannot, Dans = in, Ma ville = my town	 The Secret of the Night Train Sylvia Bishop
Summer 2	Tu as vu un film français? Watch the French film 'Bienvenue à Marly-Gomont' and use the language learned so far this year to talk about the characters and give your opinions, as well as comparing the town of Marly-Gomont with Paris. Learn about some social issues in France such as immigration exploring through studying the film.	Search for a French cartoon on Youtube-use English subtitles for help! Pick out any vocabulary you know. Search for some French music online and find something you like. Look up the words and sing along. Can you learn it by heart?	Un film = a film, Le cinéma = cinema, Regarder = to watch, Le racisme = racism, Africain = African, Un immigré = an immigrant	

