




Year 7 MUSIC

Key Learning		Pre-Exposure Tasks	Linked Fiction
Autumn 1	<p>Elements of Music Explore pitch, dynamics, duration, tempo, texture, timbre or sonority, articulation and silence in order to develop a foundation of musical vocabulary for use at Key Stage 3. Learn about 'Graphic Notation' and 'Graphic Scores'.</p>	<p>Music theory - GCSE Music Revision - Edexcel - BBC Bitesize Listen to as many different styles of music and start to break them down into the musical elements.</p>	
Autumn 2	<p>Learning the pBuzz Learn to play the 'pBuzz'. Similar to a brass instrument, learn how to buzz a note into a mouthpiece and a slide that works similar to a trombone. Consider the basics of ready notation and performing in a larger ensemble</p>	<p>Watch this video about the basics of producing a note on the pBuzz: How to use pBuzz</p>	<p>The Mozart Question Michael Morpurgo</p>
Spring 1	<p>Rhythm and Pulse Explore the concept of pulse through a variety of experiences which include pulse games and other rhythmic activities; the creation of patterns, including ostinati; repetitive rhythmic textures; cyclic and polyrhythms; listening activities and the composition and performance of class and group rhythm pieces.</p>	<p>Explore and research other 'junk percussion' artists and groups, such as Donald Knaack aka 'The Junkman'</p>	
Spring 2	<p>Samba Learn the origins of samba music as well as being able to identify its characteristics through listening. Through various rehearsal sessions explore how to play traditional samba rhythms using authentic drums. Working towards a whole class performance.</p>	<p>Read this article to discover information about the drums and their role in their ensembles: Samba Drum Guide</p>	<p>Stargirl Jerry Spinelli</p>
Summer 1	<p>Instruments of the orchestra Understand orchestral instruments and families/sections of orchestral instruments; learn about the construction, sound production and timbres of different orchestral instruments using Benjamin Britten's "<i>Young Person's Guide to the Orchestra</i>".</p>	<p>Listen to a range of musical pieces to identify the form and structure.</p>	
Summer 2	<p>Keyboard Skills Study effective keyboard performance technique and basic treble clef staff notation. Establish the importance of playing position, posture and keyboard warm-ups. Practise a range of exercises including scales and simple right-hand melodies in the key of C Major to build keyboard fingering and improve playing skills.</p>	<p>Explore and research other 'keyboard instruments' including Harpsichord, Celesta, Organ and Synthesiser.</p>	<p>Bone Music David Almond</p>