




# Year 7 DESIGN TECHNOLOGY

| Key Learning |   | Pre-Exposure Tasks  | Linked Fiction  |
|--------------|---|---|---|
| Autumn<br>1  | <p><b>The Bee Curriculum: Creating a Bug Hotel [Design]</b><br/>Learn about sustainability, conservation and construction skills alongside the properties of materials. Use your knowledge and understanding of geometric forms and the 'Art Deco' movement to design and make your own bug hotel.</p>  | In Google Slides, create a collage of products, architecture, art, ceramics and graphics from the 'Art Deco' period. Attach this to your Google Classroom.  |    |
| Autumn<br>2  | <p><b>The Bee Curriculum: Creating a Bug Hotel [Make]</b><br/>Learn how to measure, mark, cut and assemble accurately using a wide range of techniques, tools and processes. Record your journey in your manufacturing diary.</p>   | Create a plan drawing of your own garden. Select three prime locations for your bug hotel giving three reasons for each explaining why it would benefit the bees or bugs. Add photos of your garden if you can.   | <p><b>How to Bee</b><br/>Bren<br/>MacDibble</p>                                       |
| Spring<br>1  | <p><b>The Bee Curriculum: Creating a Bug Hotel [Develop, Innovate &amp; Evaluate]</b><br/>Complete the assembly of the bug hotel and develop an innovative design idea for next time. Establish how to improve through detailed self and peer evaluation.</p>   | Watch: <a href="#">These Are the Most Innovative Designs of 2019   Fast Company</a> What is innovative design? Describe what innovation is in five bullet points.   |    |
| Spring<br>2  | <p><b>Cubee Craft: Graphics Project [Research and design]</b><br/>Develop drawing skills using 'Isometric Underlays'. Use 'Adobe Illustrator' to trace the net using the pen tool; draw, alter and fill shapes with colour; use 'Layers' and 'Pathfinder' tools to add and subtract forms. Practise using craft knives and cutting mats to cut and shape the net.</p> | Research: Who is the greatest superhero/ villain? Who created them? Create a biography of the artist who created your favourite superhero/ villain. Upload into Google Classroom.<br><a href="#">15 Greatest Comic Book Artists Of All Time, According To Atlas Comics.</a> | <p><b>Hatchet</b><br/>Gary Paulsen</p>  |
| Summer<br>1  | <p><b>Block Bot Wooden Character [Design]</b><br/>Design a wooden cube character inspired by your Cubee Craft superhero. Decorate your character by recycling and reusing interesting items from home.</p>  | Create a 250 word character profile from a book you have really enjoyed reading. Describe the character, what they look like, key features and accessories they have. Include a picture.  |  |
| Summer<br>2  | <p><b>Block Bot Wooden Character [Make and Evaluate]</b><br/>Learn how to measure, cut and drill timber accurately. Assemble your character with cord and use it as a key ring or decorative ornament at home.</p>  | How could you make your block bot quicker and mass produce these little robots? Watch the video and list five ways:<br><a href="#">How to Make Wooden Toys   How It's Made</a>  | <p><b>Operation Gadgetman!</b><br/>Malorie<br/>Blackman</p>                           |