





# Year 10 GCSE DRAMA

EDEXCEL GCSE DRAMA (1DR0) <https://qualifications.pearson.com/en/qualifications/edexcel-gcses/drama-2016.html>

Key Learning		Pre-Exposure Tasks	Linked Texts
<b>Autumn 1</b>	<b>Introduction to GCSE Drama: Skills Workshops</b> Participate in a series of skills workshops. Learn about proxemics, staging, script work, theatre design and theatre practitioners.	Revise key drama terminology. Learn lines and complete topic related research.	 <p><b>The Crucible</b> Arthur Miller</p>  <p><b>Pearson Revise</b> <b>Edexcel GCSE (9-1) Drama</b> <b>Revision</b> John Johnson</p>
<b>Autumn 2</b>	<b>Devising Theatre and Performance</b> Explore the concept of devised theatre. Use a stimulus to devise a performance for 'Theatre In Education' aimed towards an audience of primary school children. Perform the developed piece of theatre towards the end of the term.	Keep a rehearsal log. Independently rehearse outside of lessons. Write a review of a live theatre performance.	
<b>Spring 1</b>	<b>Developing Skills in Performance</b> Explore the set script 'The Crucible' by Arthur Miller. Learn to write about the play from the perspective of a director, designer and performer. Study a live performance (National Theatres 'Peter Pan') and analyze and evaluate the performance.	Reread Arthur Miller's The Crucible. Watch live theatre performances. Revise key vocabulary.	
<b>Spring 2</b>	<b>Component 2 and 3</b> Continue to practice written questions and study live theatre to show an understanding of 'The Crucible'. Explore stage design, acting and directing. Begin to explore own-choice texts and consider character development through monologue performances.	Research key drama practitioners Stanislavski, Brecht and Artaud. Watch The Crucible on Digital Theatre + (All students have a group login).	
<b>Summer 1</b>	<b>Key Practical Skills and Monologues</b> Continue to develop skills for the devised piece of theatre. Participate in practical rehearsals whilst contributing ideas to allow for the development of key skills. Utilise prior knowledge of dramatic mediums, elements and forms to explore monologues.	Watch pre-recorded live theatre: <a href="https://www.youtube.com/watch?v=gUqZPfGIX6U&amp;t=93s">https://www.youtube.com/watch?v=gUqZPfGIX6U&amp;t=93s</a> <a href="https://www.youtube.com/watch?v=mKd9ERhV5SI">https://www.youtube.com/watch?v=mKd9ERhV5SI</a>	
<b>Summer 2</b>	<b>Devised Theatre and Monologues</b> Work on developing key practical skills and explore practitioners to allow for practical development. Begin to explore monologue performance through watching live performances and exploring different texts.	Research plays containing monologues. Research key drama practitioners Gecko and Frantic Assembly.	

# Year 11 GCSE DRAMA

EDEXCEL GCSE DRAMA (1DR0) <https://qualifications.pearson.com/en/qualifications/edexcel-gcses/drama-2016.html>

Key Learning		Pre-Exposure Tasks	Linked Texts
<b>Autumn 1</b> <b>Portfolio and Practical Submission</b> Create a piece of devised theatre through a rehearsal process and perform the final product for examination. Finalise portfolios for submission by analysing and evaluating the process of creating a piece of devised theatre. Review work following feedback. <b>Set Text: 'The Crucible' by Arthur Miller</b> Practise answering six questions on 'The Crucible' with short and extended responses. Participate in practical sessions combined with theory and writing structure lessons.	Explore the staging of Act 1 of 'The Crucible' through a practical craft task. Present your findings.	 <p><b>Frankenstein</b> Mary Shelley</p>	
<b>Autumn 2</b> <b>Performance Text</b> Study two own-choice monologues or duologues from the same play. Work towards the practical exam in the spring term which is externally moderated by a visiting examiner.	Use live theatre notes to reflect upon the performance of the play seen at the Theatre Royal. Read the script to become familiar with the vocabulary and plot.		
<b>Spring 1</b> <b>Performance from Text</b> Develop one monologue extract from a play for the practical exam. Learn the lines for an extract in preparation for practical rehearsal. Continue studying the Crucible from the perspective of a performer, director and designer. Watch, evaluate and analyse the National Theatre live performance of 'Frankenstein' by Mary Shelley.	Learn lines from the extracts of the script. Research your chosen play.	 <p><b>Grade 9-1 GCSE Drama</b> <b>The Crucible</b> CGP Books The Crucible by Arthur Miller</p>	
<b>Spring 2</b> <b>Bringing Texts to Life</b> Looking at how to direct and perform extracts from 'The Crucible'. Learn how to write as a director or a performer by analysing and evaluating an extract of the script. <b>Live Theatre Evaluation</b> Learn to evaluate and analyse 'Frankenstein' looking at physical skills, performance skills, stage space, lighting, costume and character.	Reread and revise 'The Crucible' by Arthur Miller.		
<b>Summer 1</b> Complete Component 3 written examination.			